



Wakefield Park Raceway

Round 3 : April 16 - 18



bLU cRU OCEANIA JUNIOR CUP

Qualifying 1



ASBK.COM.AU f t i y

Date: 17/04/21
 Event: Q05
 Weather: Partly cloudy - Temp: 15.2C
 Track: Dry - Temp: 29.2C

Started at: 11:27:18
 Laps: 15 Min
 Starters: 19
 Printed at: 11:53

PROVISIONAL CLASSIFICATION


Pos	No	Name	Machine	Fastest Lap	On Lap	Behind Leader	Behind Prev
1	29	Hayden NELSON (NSW) / bLU cRU Yamaha / FIM Oceania / Motul / MA / Pirelli / Ricondi / AGV	Yamaha YZF-R15	1:15.909	8 of 11		
2	68	Ryan LARKIN (VIC) / bLU cRU Yamaha / FIM Oceania / Motul / MA / Pirelli / Ricondi / AGV	Yamaha YZF-R15	1:16.029	11 of 12	.120	.120
3	26	Cameron SWAIN (QLD) / bLU cRU Yamaha / FIM Oceania / Motul / MA / Pirelli / Ricondi / AGV	Yamaha YZF-R15	1:16.237	12 of 12	.328	.208
4	72	Levi RUSSO (NSW) / bLU cRU Yamaha / FIM Oceania / Motul / MA / Pirelli / Ricondi / AGV	Yamaha YZF-R15	1:16.945	10 of 11	1.036	.708
5	65	Nate O'NEILL (QLD) / bLU cRU Yamaha / FIM Oceania / Motul / MA / Pirelli / Ricondi / AGV	Yamaha YZF-R15	1:16.974	3 of 12	1.065	.029
6	41	Hudson THOMPSON (NSW) / bLU cRU Yamaha / FIM Oceania / Motul / MA / Pirelli / Ricondi / AGV	Yamaha YZF-R15	1:17.115	11 of 11	1.206	.141
7	35	Varis FLEMING (VIC) / bLU cRU Yamaha / FIM Oceania / Motul / MA / Pirelli / Ricondi / AGV	Yamaha YZF-R15	1:17.193	8 of 12	1.284	.078
8	33	Jack FAVELLE (NSW) / bLU cRU Yamaha / FIM Oceania / Motul / MA / Pirelli / Ricondi / AGV	Yamaha YZF-R15	1:17.322	5 of 12	1.413	.129
9	13	Marcus HAMOD (NSW) / bLU cRU Yamaha / FIM Oceania / Motul / MA / Pirelli / Ricondi / AGV	Yamaha YZF-R15	1:17.483	11 of 12	1.574	.161
10	14	Harrison WATTS (QLD) / bLU cRU Yamaha / FIM Oceania / Motul / MA / Pirelli / Ricondi / AGV	Yamaha YZF-R15	1:17.895	8 of 12	1.986	.412
11	42	Riley NAUTA (QLD) / bLU cRU Yamaha / FIM Oceania / Motul / MA / Pirelli / Ricondi / AGV	Yamaha YZF-R15	1:17.931	11 of 12	2.022	.036
12	74	Bodie PAIGE (QLD) / bLU cRU Yamaha / FIM Oceania / Motul / MA / Pirelli / Ricondi / AGV	Yamaha YZF-R15	1:18.823	8 of 11	2.914	.892
13	46	William HUNT (NSW) / bLU cRU Yamaha / FIM Oceania / Motul / MA / Pirelli / Ricondi / AGV	Yamaha YZF-R15	1:19.297	9 of 11	3.388	.474
14	27	Toby JAMES (VIC) / bLU cRU Yamaha / FIM Oceania / Motul / MA / Pirelli / Ricondi / AGV	Yamaha YZF-R15	1:19.326	9 of 11	3.417	.029
15	12	Nikolas LAKUSIC (QLD) / bLU cRU Yamaha / FIM Oceania / Motul / MA / Pirelli / Ricondi / AGV	Yamaha YZF-R15	1:19.592	9 of 11	3.683	.266
16	48	Valentino KNEZOVIC (NSW) / bLU cRU Yamaha / FIM Oceania / Motul / MA / Pirelli / Ricondi / AGV	Yamaha YZF-R15	1:19.965	9 of 9	4.056	.373
17	40	Oliver SKINNER (TAS) / bLU cRU Yamaha / FIM Oceania / Motul / MA / Pirelli / Ricondi / AGV	Yamaha YZF-R15	1:20.099	11 of 11	4.190	.134
18	18	Elijah ANDREW (NSW) / bLU cRU Yamaha / FIM Oceania / Motul / MA / Pirelli / Ricondi / AGV	Yamaha YZF-R15	1:20.125	9 of 11	4.216	.026
19	93	Tate McCLURE (VIC) / bLU cRU Yamaha / FIM Oceania / Motul / MA / Pirelli / Ricondi / AGV	Yamaha YZF-R15	1:20.762	10 of 11	4.853	.637


Current qualifying record for OJC class - 1:15.651 by Marianos NIKOLIS (NSW) on a Yamaha YZF-R15 set on 04/12/20

*** Indicative qualifying time - 1:25.018 ***

The results are provisional until the end of the time limit for protests and appeals.


 Chief Timekeeper - Scott Lang


 Race Director - Tom Williams


 Clerk of Course - Paul Hinds



www.computime.com.au
 COMPUTIME RACE TIMING SYSTEMS PTY LTD





Wakefield Park Raceway

Round 3 : April 16 - 18



bLU cRU OCEANIA JUNIOR CUP

Qualifying 1



ASBK.COM.AU f t i y

Date: 17/04/21
 Event: Q05
 Weather: Partly cloudy - Temp: 15.2C
 Track: Dry - Temp: 29.2C

Started at: 11:27:18
 Laps: 15 Min
 Starters: 19
 Printed at: 11:53

PROVISIONAL LAP TIMES

No	Name	Lap 1	Lap 2	Lap 3	Lap 4	Lap 5	Lap 6	Lap 7	Lap 8	Lap 9	Lap 10	Lap 11	Lap 12
12	Nikolas LAKUSIC (QLD)	1:35.240	1:24.470	1:22.597	1:22.623	1:20.537	1:21.934	1:20.693	1:20.708	1:19.592	1:20.717	1:20.447	
13	Marcus HAMOD (NSW)	1:25.748	1:20.650	1:20.219	1:19.414	1:21.684	1:18.207	1:18.127	1:17.585	1:17.973	1:17.674	1:17.483	1:18.318
14	Harrison WATTS (QLD)	1:30.478	1:20.513	1:19.481	1:19.162	1:19.136	1:18.602	1:19.538	1:17.895	1:18.549	1:18.276	1:20.252	1:18.369
18	Elijah ANDREW (NSW)	1:40.813	1:22.535	1:22.105	1:20.946	1:20.207	1:21.914	1:20.241	1:20.535	1:20.125	1:20.181	1:21.001	
26	Cameron SWAIN (QLD)	1:20.981	1:17.917	1:17.679	1:18.029	1:16.797	1:16.650	1:16.956	1:17.253	1:16.971	1:16.598	1:16.466	1:16.237
27	Toby JAMES (VIC)	1:36.893	1:24.772	1:21.893	1:22.320	1:21.694	1:21.601	1:21.033	1:20.301	1:19.326	1:20.294	1:20.715	
29	Hayden NELSON (NSW)	1:27.266	1:19.836	1:17.393	1:18.427	1:20.105	1:20.884	1:17.760	1:15.909	1:19.503	1:17.702	1:17.451	
33	Jack FAVELLE (NSW)	1:23.163	1:17.894	1:17.797	1:18.200	1:17.322	1:17.623	1:18.247	1:17.719	1:17.789	1:18.135	1:20.734	1:19.766
35	Varis FLEMING (VIC)	1:23.882	1:17.774	1:17.833	1:19.119	1:17.622	1:17.308	1:18.081	1:17.193	1:18.670	1:17.430	1:21.646	1:17.684
40	Oliver SKINNER (TAS)	1:36.727	1:23.770	1:23.353	1:21.566	1:21.146	1:21.277	1:21.158	1:20.452	1:20.619	1:20.508	1:20.099	
41	Hudson THOMPSON (NSW)	1:32.925	1:20.876	1:20.520	1:21.267	1:18.447	1:17.352	1:19.218	1:20.047	1:17.742	1:17.764	1:17.115	
42	Riley NAUTA (QLD)	1:26.315	1:20.957	1:18.629	1:18.620	1:19.752	1:18.399	1:18.535	1:18.057	1:18.093	1:18.208	1:17.931	1:18.379
46	William HUNT (NSW)	1:39.166	1:22.347	1:21.311	1:21.595	1:20.749	1:21.937	1:20.761	1:21.833	1:19.297	1:20.129	1:20.275	
48	Valentino KNEZOVIC (NSW)	3:47.192	1:35.616	1:22.512	1:20.794	1:20.310	1:20.104	2:02.857	1:35.836	1:19.965			
65	Nate O'NEILL (QLD)	1:29.226	1:18.790	1:16.974	1:18.353	1:21.052	1:17.563	1:17.331	1:17.701	1:18.256	1:17.677	1:18.695	1:18.411
68	Ryan LARKIN (VIC)	1:28.595	1:19.574	1:17.802	1:17.679	1:19.026	1:17.830	1:17.479	1:16.833	1:16.905	1:16.657	1:16.029	1:16.538
72	Levi RUSSO (NSW)	1:31.929	1:19.998	1:19.114	1:24.227	1:17.939	1:17.008	1:19.073	1:19.544	1:18.590	1:16.945	1:17.502	
74	Bodie PAIGE (QLD)	1:37.707	1:24.022	1:20.823	1:21.177	1:20.256	1:19.944	1:19.233	1:18.823	1:18.860	1:18.889	1:19.268	
93	Tate McCLURE (VIC)	1:30.332	1:21.828	1:21.147	1:20.917	1:21.481	1:21.088	1:21.050	1:21.201	1:20.791	1:20.762	1:20.952	

*** Indicative qualifying time - 1:25.018 ***

The results are provisional until the end of the time limit for protests and appeals.

Scott Laing
 Chief Timekeeper - Scott Laing

Tom Williams
 Race Director - Tom Williams

Paul Hinds
 Clerk of Course - Paul Hinds



www.computime.com.au
 COMPUTIME RACE TIMING SYSTEMS PTY LTD





Wakefield Park Raceway

Round 3 : April 16 - 18



bLU cRU OCEANIA JUNIOR CUP

Qualifying 1



ASBK.COM.AU f t i y

Date: 17/04/21
 Event: Q05
 Weather: Partly cloudy - Temp: 15.2C
 Track: Dry - Temp: 29.2C

Started at: 11:27:18
 Laps: 15 Min
 Starters: 19
 Printed at: 11:53

PROVISIONAL SPLIT TIMES

Lap	Split 1	Split 2	Split 3	Lap Time	Lap	Split 1	Split 2	Split 3	Lap Time
12 Nikolas LAKUSIC (QLD) (15th)					11	22.328	28.784	29.140	1:20.252
1	29.910	33.971	31.359	1:35.240 P	12	22.537	26.959	28.873	1:18.369
2	23.802	30.339	30.329	1:24.470	18 Elijah ANDREW (NSW) (18th)				
3	23.452	28.861	30.284	1:22.597	1	34.699	34.004	32.110	1:40.813 P
4	23.844	28.751	30.028	1:22.623	2	23.236	29.028	30.271	1:22.535
5	23.275	28.145	29.117	1:20.537	3	23.529	29.096	29.480	1:22.105
6	23.241	29.301	29.392	1:21.934	4	23.011	28.773	29.162	1:20.946
7	22.899	28.246	29.548	1:20.693	5	22.986	27.998	29.223	1:20.207
8	22.639	28.604	29.465	1:20.708	6	23.179	29.447	29.288	1:21.914
9	22.481	27.901	29.210	1:19.592	7	22.829	28.138	29.274	1:20.241
10	23.617	28.032	29.068	1:20.717	8	22.750	28.639	29.146	1:20.535
11	23.127	27.938	29.382	1:20.447	9	22.807	28.188	29.130	1:20.125
13 Marcus HAMOD (NSW) (9th)					10	22.834	28.258	29.089	1:20.181
1	27.523	28.283	29.942	1:25.748 P	11	23.134	28.470	29.397	1:21.001
2	22.998	27.796	29.856	1:20.650	26 Cameron SWAIN (QLD) (3rd)				
3	22.827	27.657	29.735	1:20.219	1	23.196	28.234	29.551	1:20.981 P
4	22.939	27.304	29.171	1:19.414	2	22.064	26.829	29.024	1:17.917
5	23.054	28.548	30.082	1:21.684	3	21.970	26.865	28.844	1:17.679
6	22.181	26.809	29.217	1:18.207	4	22.837	26.227	28.965	1:18.029
7	22.565	26.693	28.869	1:18.127	5	21.810	26.067	28.920	1:16.797
8	21.817	26.783	28.985	1:17.585	6	21.768	25.977	28.905	1:16.650
9	22.222	26.741	29.010	1:17.973	7	21.893	26.212	28.851	1:16.956
10	22.064	26.655	28.955	1:17.674	8	22.070	26.435	28.748	1:17.253
11	21.881	26.789	28.813	1:17.483	9	21.905	26.222	28.844	1:16.971
12	22.347	27.154	28.817	1:18.318	10	21.796	26.029	28.773	1:16.598
14 Harrison WATTS (QLD) (10th)					11	21.804	25.819	28.843	1:16.466
1	29.943	29.767	30.768	1:30.478 P	12	21.745	25.840	28.652	1:16.237
2	23.464	27.862	29.187	1:20.513	27 Toby JAMES (VIC) (14th)				
3	22.592	27.682	29.207	1:19.481	1	31.858	33.885	31.150	1:36.893 P
4	22.570	27.517	29.075	1:19.162	2	24.134	30.291	30.347	1:24.772
5	22.713	27.507	28.916	1:19.136	3	23.100	28.800	29.993	1:21.893
6	22.206	26.866	29.530	1:18.602	4	23.261	28.806	30.253	1:22.320
7	23.091	27.452	28.995	1:19.538	5	23.911	28.072	29.711	1:21.694
8	22.443	26.665	28.787	1:17.895	6	23.022	29.018	29.561	1:21.601
9	22.622	26.918	29.009	1:18.549	7	22.978	28.332	29.723	1:21.033
10	22.432	26.931	28.913	1:18.276					

Scott Laing
 Chief Timekeeper - Scott Laing

Tom Williams
 Race Director - Tom Williams

Paul Hinds
 Clerk of Course - Paul Hinds



www.computime.com.au
 COMPUTIME RACE TIMING SYSTEMS PTY LTD





Wakefield Park Raceway

Round 3 : April 16 - 18



bLU cRU OCEANIA JUNIOR CUP

Qualifying 1



ASBK.COM.AU f t i y

Date: 17/04/21
 Event: Q05
 Weather: Partly cloudy - Temp: 15.2C
 Track: Dry - Temp: 29.2C

Started at: 11:27:18
 Laps: 15 Min
 Starters: 19
 Printed at: 11:53

PROVISIONAL SPLIT TIMES

Lap	Split 1	Split 2	Split 3	Lap Time	Lap	Split 1	Split 2	Split 3	Lap Time	
8	22.658	28.107	29.536	1:20.301	6	21.992	26.549	28.767	1:17.308	
9	22.652	27.565	29.109	1:19.326	7	22.214	26.957	28.910	1:18.081	
10	22.776	27.886	29.632	1:20.294	8	22.157	26.466	28.570	1:17.193	
11	23.041	28.218	29.456	1:20.715	9	22.685	27.016	28.969	1:18.670	
					10	21.952	26.464	29.014	1:17.430	
29 Hayden NELSON (NSW) (1st)					11	23.569	28.042	30.035	1:21.646	
1	27.065	29.633	30.568	1:27.266 P	12	21.987	26.712	28.985	1:17.684	
2	22.886	27.647	29.303	1:19.836						
3	21.985	26.566	28.842	1:17.393	40 Oliver SKINNER (TAS) (17th)	1	33.315	32.500	30.912	1:36.727 P
4	21.977	26.566	29.884	1:18.427	2	23.786	29.796	30.188	1:23.770	
5	23.555	27.199	29.351	1:20.105	3	23.526	29.441	30.386	1:23.353	
6	22.949	27.956	29.979	1:20.884	4	22.951	29.117	29.498	1:21.566	
7	22.246	26.645	28.869	1:17.760	5	22.932	28.541	29.673	1:21.146	
8	21.571	25.900	28.438	1:15.909	6	22.627	29.059	29.591	1:21.277	
9	22.136	26.979	30.388	1:19.503	7	23.177	28.438	29.543	1:21.158	
10	22.070	27.008	28.624	1:17.702	8	22.619	28.085	29.748	1:20.452	
11	21.591	26.451	29.409	1:17.451	9	22.752	28.053	29.814	1:20.619	
33 Jack FAVELLE (NSW) (8th)					10	22.608	28.254	29.646	1:20.508	
1	26.243	27.670	29.250	1:23.163 P	11	22.681	27.901	29.517	1:20.099	
2	22.294	26.902	28.698	1:17.894						
3	22.176	27.091	28.530	1:17.797	41 Hudson THOMPSON (NSW) (6th)	1	32.536	29.785	30.604	1:32.925 P
4	22.670	26.683	28.847	1:18.200	2	23.276	28.134	29.466	1:20.876	
5	21.915	26.457	28.950	1:17.322	3	22.974	28.169	29.377	1:20.520	
6	22.206	26.267	29.150	1:17.623	4	22.766	29.063	29.438	1:21.267	
7	22.447	26.510	29.290	1:18.247	5	22.285	26.931	29.231	1:18.447	
8	22.174	26.307	29.238	1:17.719	6	22.191	26.738	28.423	1:17.352	
9	22.139	26.355	29.295	1:17.789	7	22.236	28.270	28.712	1:19.218	
10	22.186	26.457	29.492	1:18.135	8	22.562	28.741	28.744	1:20.047	
11	23.175	27.849	29.710	1:20.734	9	22.212	26.810	28.720	1:17.742	
12	22.638	27.743	29.385	1:19.766	10	22.333	26.513	28.918	1:17.764	
35 Varis FLEMING (VIC) (7th)					11	22.072	26.186	28.857	1:17.115	
1	26.337	28.219	29.326	1:23.882 P						
2	22.360	26.748	28.666	1:17.774	42 Riley NAUTA (QLD) (11th)	1	27.784	28.881	29.650	1:26.315 P
3	22.417	26.942	28.474	1:17.833	2	23.180	28.144	29.633	1:20.957	
4	23.593	26.777	28.749	1:19.119	3	22.336	27.473	28.820	1:18.629	
5	22.077	26.653	28.892	1:17.622						

Scott Laing
 Chief Timekeeper - Scott Laing

Tom Williams
 Race Director - Tom Williams

Paul Hinds
 Clerk of Course - Paul Hinds



www.computime.com.au
 COMPUTIME RACE TIMING SYSTEMS PTY LTD





Wakefield Park Raceway

Round 3 : April 16 - 18



bLU cRU OCEANIA JUNIOR CUP

Qualifying 1



ASBK.COM.AU f t i y

Date: 17/04/21
 Event: Q05
 Weather: Partly cloudy - Temp: 15.2C
 Track: Dry - Temp: 29.2C

Started at: 11:27:18
 Laps: 15 Min
 Starters: 19
 Printed at: 11:53

PROVISIONAL SPLIT TIMES

Lap	Split 1	Split 2	Split 3	Lap Time	Lap	Split 1	Split 2	Split 3	Lap Time
4	22.366	27.257	28.997	1:18.620	4	22.197	27.523	28.633	1:18.353
5	22.483	28.207	29.062	1:19.752	5	23.262	28.616	29.174	1:21.052
6	22.384	27.155	28.860	1:18.399	6	22.139	26.607	28.817	1:17.563
7	22.433	27.129	28.973	1:18.535	7	21.955	26.561	28.815	1:17.331
8	22.515	27.045	28.497	1:18.057	8	22.210	26.629	28.862	1:17.701
9	22.359	26.742	28.992	1:18.093	9	22.362	26.962	28.932	1:18.256
10	22.252	27.080	28.876	1:18.208	10	22.124	26.625	28.928	1:17.677
11	22.605	26.652	28.674	1:17.931	11	22.581	26.928	29.186	1:18.695
12	22.441	26.969	28.969	1:18.379	12	22.578	26.982	28.851	1:18.411

46 William HUNT (NSW) (13th)

1	34.857	33.159	31.150	1:39.166 P
2	22.956	29.254	30.137	1:22.347
3	22.572	29.115	29.624	1:21.311
4	23.310	28.713	29.572	1:21.595
5	23.059	28.104	29.586	1:20.749
6	23.621	28.515	29.801	1:21.937
7	23.272	28.181	29.308	1:20.761
8	22.819	28.613	30.401	1:21.833
9	22.761	27.550	28.986	1:19.297
10	22.942	27.705	29.482	1:20.129
11	22.657	28.291	29.327	1:20.275

68 Ryan LARKIN (VIC) (2nd)

1	29.060	29.232	30.303	1:28.595 P
2	22.797	27.675	29.102	1:19.574
3	22.032	27.013	28.757	1:17.802
4	21.767	27.647	28.265	1:17.679
5	22.591	27.187	29.248	1:19.026
6	22.275	26.775	28.780	1:17.830
7	22.043	26.645	28.791	1:17.479
8	21.858	26.361	28.614	1:16.833
9	21.862	26.357	28.686	1:16.905
10	21.766	26.251	28.640	1:16.657
11	21.806	25.881	28.342	1:16.029
12	21.553	26.150	28.835	1:16.538

48 Valentino KNEZOVIC (NSW) (16th)

1	28.658	40.553	2:37.981	3:47.192 P
2	34.052	30.546	31.018	1:35.616 P
3	23.663	28.694	30.155	1:22.512
4	22.757	28.442	29.595	1:20.794
5	23.022	28.025	29.263	1:20.310
6	22.401	28.215	29.488	1:20.104
7	22.824	28.308	1:11.725	2:02.857
8	38.286	28.234	29.316	1:35.836 P
9	22.510	28.002	29.453	1:19.965

72 Levi RUSSO (NSW) (4th)


1	32.127	29.645	30.157	1:31.929 P
2	22.622	28.128	29.248	1:19.998
3	22.205	27.820	29.089	1:19.114
4	23.004	31.193	30.030	1:24.227
5	21.918	27.284	28.737	1:17.939
6	21.895	26.810	28.303	1:17.008
7	22.053	28.102	28.918	1:19.073
8	22.366	28.540	28.638	1:19.544
9	21.846	26.816	29.928	1:18.590
10	21.989	26.606	28.350	1:16.945
11	21.717	26.583	29.202	1:17.502


65 Nate O'NEILL (QLD) (5th)

1	28.836	29.650	30.740	1:29.226 P
2	23.100	27.015	28.675	1:18.790
3	21.879	26.695	28.400	1:16.974

74 Bodie PAIGE (QLD) (12th)


 Chief Timekeeper - Scott Laing


 Race Director - Tom Williams


 Clerk of Course - Paul Hinds



www.computime.com.au
 COMPUTIME RACE TIMING SYSTEMS PTY LTD





Wakefield Park Raceway

Round 3 : April 16 - 18



bLU cRU OCEANIA JUNIOR CUP

Qualifying 1



ASBK.COM.AU f t i y

Date: 17/04/21
 Event: Q05
 Weather: Partly cloudy - Temp: 15.2C
 Track: Dry - Temp: 29.2C

Started at: 11:27:18
 Laps: 15 Min
 Starters: 19
 Printed at: 11:53

PROVISIONAL SPLIT TIMES

Lap	Split 1	Split 2	Split 3	Lap Time	Lap	Split 1	Split 2	Split 3	Lap Time
1	32.178	33.825	31.704	1:37.707 P	1	28.781	30.592	30.959	1:30.332 P
2	23.693	30.114	30.215	1:24.022	2	23.807	28.299	29.722	1:21.828
3	22.638	28.494	29.691	1:20.823	3	23.084	28.132	29.931	1:21.147
4	23.308	28.249	29.620	1:21.177	4	22.881	28.027	30.009	1:20.917
5	22.964	27.928	29.364	1:20.256	5	22.980	28.374	30.127	1:21.481
6	22.821	27.777	29.346	1:19.944	6	22.977	28.053	30.058	1:21.088
7	22.627	27.325	29.281	1:19.233	7	22.942	28.125	29.983	1:21.050
8	22.373	27.273	29.177	1:18.823	8	22.845	28.294	30.062	1:21.201
9	22.631	27.103	29.126	1:18.860	9	22.786	28.008	29.997	1:20.791
10	22.470	27.056	29.363	1:18.889	10	22.865	28.022	29.875	1:20.762
11	22.697	27.393	29.178	1:19.268	11	22.929	27.817	30.206	1:20.952

93 Tate McCLURE (VIC) (19th)

*** Indicative qualifying time - 1:25.018 ***

The results are provisional until the end of the time limit for protests and appeals.

Scott Lang
 Chief Timekeeper - Scott Lang

Tom Williams
 Race Director - Tom Williams

Paul Hinds
 Clerk of Course - Paul Hinds



www.computime.com.au
 COMPUTIME RACE TIMING SYSTEMS PTY LTD





Wakefield Park Raceway

Round 3 : April 16 - 18



bLU cRU OCEANIA JUNIOR CUP

Qualifying 1



ASBK.COM.AU f t i y

Date: 17/04/21
 Event: Q05
 Weather: Partly cloudy - Temp: 15.2C
 Track: Dry - Temp: 29.2C

Started at: 11:27:18
 Laps: 15 Min
 Starters: 19
 Printed at: 11:53

PROVISIONAL FASTEST LAPS SEQUENCE

Race Time	No	Name	Machine	Fastest Lap	On Lap
1:25.303	26	Cameron SWAIN (QLD)	Yamaha YZF-R15	1:20.981	1
2:43.185	35	Varis FLEMING (VIC)	Yamaha YZF-R15	1:17.774	2
4:00.899	26	Cameron SWAIN (QLD)	Yamaha YZF-R15	1:17.679	3
4:07.956	29	Hayden NELSON (NSW)	Yamaha YZF-R15	1:17.393	3
4:09.009	65	Nate O'NEILL (QLD)	Yamaha YZF-R15	1:16.974	3
6:35.725	26	Cameron SWAIN (QLD)	Yamaha YZF-R15	1:16.797	5
7:52.375	26	Cameron SWAIN (QLD)	Yamaha YZF-R15	1:16.650	6
10:41.041	29	Hayden NELSON (NSW)	Yamaha YZF-R15	1:15.909	8

*** Indicative qualifying time - 1:25.018 ***

The results are provisional until the end of the time limit for protests and appeals.

Scott Laing
 Chief Timekeeper - Scott Laing

Tom Williams
 Race Director - Tom Williams

Paul Hinds
 Clerk of Course - Paul Hinds



www.computime.com.au
 COMPUTIME RACE TIMING SYSTEMS PTY LTD





Wakefield Park Raceway

Round 3 : April 16 - 18



bLU cRU OCEANIA JUNIOR CUP

Qualifying 1



ASBK.COM.AU f t i y

Date: 17/04/21
 Event: Q05
 Weather: Partly cloudy - Temp: 15.2C
 Track: Dry - Temp: 29.2C

Started at: 11:27:18
 Laps: 15 Min
 Starters: 19
 Printed at: 11:53

PROVISIONAL BEST PARTIAL TIMES

Pos	Split 1		Split 2		Split 3		LAP		Ideal	Fastest
	Name	Time	Name	Time	Name	Time	Name	Time		
1	R. LARKIN	21.553	C. SWAIN	25.819	R. LARKIN	28.265	R. LARKIN	1:15.699	1:16.029	
2	H. NELSON	21.571	R. LARKIN	25.881	L. RUSSO	28.303	H. NELSON	1:15.909	1:15.909	
3	L. RUSSO	21.717	H. NELSON	25.900	N. O'NEILL	28.400	C. SWAIN	1:16.216	1:16.237	
4	C. SWAIN	21.745	H. THOMPSON	26.186	H. THOMPSON	28.423	L. RUSSO	1:16.603	1:16.945	
5	M. HAMOD	21.817	J. FAVELLE	26.267	H. NELSON	28.438	H. THOMPSON	1:16.681	1:17.115	
6	N. O'NEILL	21.879	V. FLEMING	26.464	V. FLEMING	28.474	J. FAVELLE	1:16.712	1:17.322	
7	J. FAVELLE	21.915	N. O'NEILL	26.561	R. NAUTA	28.497	N. O'NEILL	1:16.840	1:16.974	
8	V. FLEMING	21.952	L. RUSSO	26.583	J. FAVELLE	28.530	V. FLEMING	1:16.890	1:17.193	
9	H. THOMPSON	22.072	R. NAUTA	26.652	C. SWAIN	28.652	M. HAMOD	1:17.285	1:17.483	
10	H. WATTS	22.206	M. HAMOD	26.655	H. WATTS	28.787	R. NAUTA	1:17.401	1:17.931	
11	R. NAUTA	22.252	H. WATTS	26.665	M. HAMOD	28.813	H. WATTS	1:17.658	1:17.895	
12	B. PAIGE	22.373	B. PAIGE	27.056	W. HUNT	28.986	B. PAIGE	1:18.555	1:18.823	
13	V. KNEZOVIC	22.401	W. HUNT	27.550	N. LAKUSIC	29.068	W. HUNT	1:19.108	1:19.297	
14	N. LAKUSIC	22.481	T. JAMES	27.565	E. ANDREW	29.089	T. JAMES	1:19.326	1:19.326	
15	W. HUNT	22.572	T. McCLURE	27.817	T. JAMES	29.109	N. LAKUSIC	1:19.450	1:19.592	
16	O. SKINNER	22.608	N. LAKUSIC	27.901	B. PAIGE	29.126	V. KNEZOVIC	1:19.666	1:19.965	
17	T. JAMES	22.652	O. SKINNER	27.901	V. KNEZOVIC	29.263	E. ANDREW	1:19.837	1:20.125	
18	E. ANDREW	22.750	E. ANDREW	27.998	O. SKINNER	29.498	O. SKINNER	1:20.007	1:20.099	
19	T. McCLURE	22.786	V. KNEZOVIC	28.002	T. McCLURE	29.722	T. McCLURE	1:20.325	1:20.762	

*** Indicative qualifying time - 1:25.018 ***

The results are provisional until the end of the time limit for protests and appeals.

Scott Laing
 Chief Timekeeper - Scott Laing

Tom Williams
 Race Director - Tom Williams

Paul Hinds
 Clerk of Course - Paul Hinds



www.computime.com.au
 COMPUTIME RACE TIMING SYSTEMS PTY LTD





Wakefield Park Raceway





Round 3 : April 16 - 18



bLU cRU OCEANIA JUNIOR CUP

Qualifying 1



ASBK.COM.AU    

Date: 17/04/21
Event: Q05
Weather: Partly cloudy - Temp: 15.2C
Track: Dry - Temp: 29.2C


Started at: 11:27:18
Laps: 15 Min
Starters: 19
Printed at: 11:53

PROVISIONAL RACE INFORMATION


Time	Description
11:27:18	Event Start
11:38:21	TRACK TEMPS: Finsh - 29.2C / Int 1 - 27.8C / Int 2 - 23.5C
11:42:19	Chequered Flag
11:45:40	Event Finish

*** Indicative qualifying time - 1:25.018 ***

The results are provisional until the end of the time limit for protests and appeals.



Chief Timekeeper - Scott Lang



Race Director - Tom Williams



Clerk of Course - Paul Hinds



www.computime.com.au
COMPUTIME RACE TIMING SYSTEMS PTY LTD

